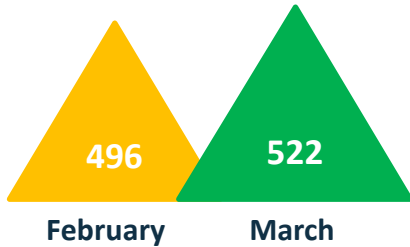


ECONOMIC & COMMUNITY DEVELOPMENT

MONTHLY DASHBOARD | March 2021



BUSINESS LICENSES PROCESSED



Includes new licenses, renewals, & reinstatements

COMMUNITY IMPROVEMENT ACTIVITY




PLANNING DIVISION



Entitlement Applications Received

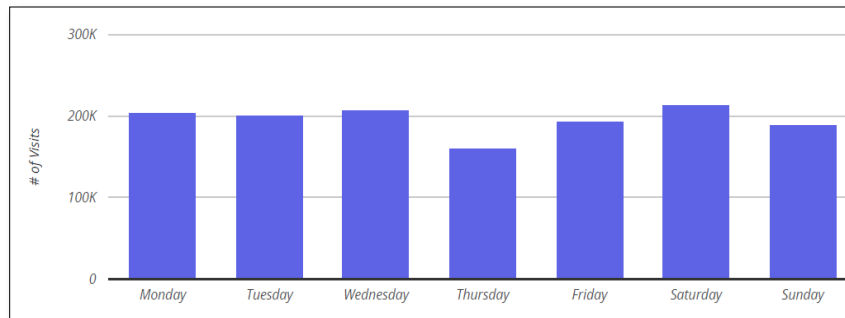
PERMITS ISSUED



ECONOMIC DEVELOPMENT

Number of Visitors to the City & Number of Daily Visits - March 2021

	Est. # of Customers	Est. # of Visits	Avg. Visits / Customer	Panel Visits
City of Azusa / Azusa	597K	1.37M	2.29	18.1K



Source: Placer.ai

COUNTER VISITS

44 Counter Visits in the Month of March

