

GENERAL NOTES:

- 1. THIS WATER SYSTEM SHALL BE CONSTRUCTED IN ACCORDANCE WITH THESE PLANS, SPECIFICATIONS, CURRENT AZUSA LIGHT & WATER (ALW) STANDARDS & SPECIFICATIONS, COUNTY OF LOS ANGELES, DEPARTMENT OF PUBLIC WORKS STANDARDS PLANS, SECTION 306 OF THE "STANDARD SPECIFICATIONS FOR PUBLIC WORKS CONSTRUCTION" LATEST EDITION, AND SUBSEQUENT EDITIONS, ALL WORK SHALL BE SUBJECT TO THE ALW WATER INSPECTOR'S ACCEPTANCE AS A CONDITION OF COMPLETION OF WORK BY THE CONTRACTOR.
2. THE CONTRACTOR SHALL HAVE THE PROJECT LIMITS MARKED BY U.S.A. (DIGALERT) AT LEAST TWO WORKING DAYS PRIOR TO STARTING CONSTRUCTION AND SHALL BE RESPONSIBLE FOR MAKING HIM/HER SELF FAMILIAR WITH ALL UNDERGROUND UTILITIES, PIPES, AND STRUCTURES.
3. THE EXISTENCE AND LOCATION OF ALL UTILITIES, IMPROVEMENTS, AND STRUCTURES SHOWN ON THE PLANS ARE APPROXIMATE AND TAKEN FROM AVAILABLE RECORDS.
4. CONTRACTOR SHALL POT HOLE AND EXPOSE ALL UTILITIES THAT MAY CONFLICT WITH THE SCOPE OF WORK OF THE PROJECT.
5. THE CONTRACTOR SHALL SUBMIT A CONSTRUCTION TRAFFIC CONTROL AND CONSTRUCTION PHASING PLAN TO THE COUNTY OF LOS ANGELES PUBLIC WORKS DEPARTMENT FOR APPROVAL.
6. PRIOR TO CONSTRUCTION OF THE WATER MAIN, THE CONTRACTOR, AT HIS OWN EXPENSE SHALL OBTAIN ALL NECESSARY PERMITS TO EXPOSE THE EXISTING WATER LINE WHERE CONNECTIONS AND CROSSINGS WILL OCCUR AND VERIFY THEIR ELEVATION AND LOCATION.
7. ALL CONTRACTORS AND SUBCONTRACTORS PERFORMING WORK SHOWN ON OR RELATED TO THESE PLANS SHALL CONDUCT THEIR OPERATIONS SO THAT ALL EMPLOYEES ARE PROVIDED A SAFE PLACE TO WORK AND THE PUBLIC IS PROTECTED.
8. THE INSTALLING CONTRACTOR SHALL BE A CALIFORNIA LICENSED "A" OR "C-34" CONTRACTOR FOR ALL WORK ON ALW PUBLIC WATER FACILITIES.
9. CONTRACTOR AGREES TO ASSUME SOLE AND COMPLETE RESPONSIBILITY FOR JOB SITE CONDITIONS DURING THE COURSE OF CONSTRUCTION OF THIS PROJECT, INCLUDING SAFETY OF ALL PERSONS AND PROPERTY;
10. CONTRACTOR SHALL SUBMIT THEIR SURVEY RECORDS TO THE CITY ENGINEER AND SHALL PROVIDE ALL THE NECESSARY SURVEY AND "AS-BUILT" PLANS TO THE ALW INSPECTOR PRIOR TO FINAL INSPECTION.
11. CONTRACTOR SHALL OBTAIN CONSTRUCTION/ENCROACHMENT PERMITS FROM ALW AND THE COUNTY OF LOS ANGELES, DEPARTMENT OF PUBLIC WORKS PRIOR TO ANY WORK.
12. ALL INSPECTION REQUESTS MUST BE MADE 48 HOURS PRIOR TO THE DESIRED DATE OF INSPECTION.
13. THE CONTRACTOR SHALL NOTIFY THE COUNTY OF LOS ANGELES, DEPARTMENT OF PUBLIC WORKS FIVE (5) WORKING DAYS PRIOR TO BEGINNING CONSTRUCTION AND AT LEAST (2) WORKING DAYS NOTICE WHEN INSPECTIONS OR ENGINEERING JUDGEMENT BECOMES NECESSARY AS SET FORTH IN THE STANDARDS.
14. TEMPORARY CONSTRUCTION METERS SHALL BE OBTAINED FROM ALW WITH A DEPOSIT PER THE CURRENT ALW FEE SCHEDULE.
15. ALL PERMIT WORK SHALL CONFORM TO PERMIT REQUIREMENTS AT ALL TIMES. THE PLANS, SPECIFICATIONS, AND ALL NECESSARY PERMITS REQUIRED BY THE COUNTY OF LOS ANGELES, PUBLIC WORKS DEPARTMENT SHALL BE ON THE JOB SITE AT ALL TIMES.
16. ALL CONSTRUCTION ACTIVITIES SHALL BE IN COMPLIANCE WITH NATIONAL POLLUTANT DISCHARGE ELIMINATION SYSTEM (NPDES) GUIDELINES AND THE CLEAN WATER ACT.
17. DISCHARGES OF MATERIAL OTHER THAN STORM WATER ARE ALLOWED ONLY WHEN NECESSARY FOR PERFORMANCE AND COMPLETION OF CONSTRUCTION PRACTICES AND WHERE THEY DO NOT CAUSE OR CONTRIBUTE TO A VIOLATION OF ANY WATER QUALITY STANDARD; CAUSE OR THREATEN TO CAUSE POLLUTION, CONTAMINATION OR NUISANCE; OR CONTAIN A HAZARDOUS SUBSTANCE IN A QUANTITY REPORTABLE UNDER FEDERAL REGULATIONS 40 CFR, PARTS 117 AND 302.
18. POTENTIAL POLLUTANTS INCLUDE, BUT ARE NOT LIMITED TO: SOLID OR LIQUID CHEMICAL SPILLS; WASTES FROM PAINTS, STAINS, SEALANTS, GLUES, LIMES, PESTICIDES, HERBICIDES, WOOD PRESERVATIVE AND SOLVENTS; ASBESTOS FIBERS, PLANT FLAKES OR STUCCO FRAGMENTS; FUELS, OILS, LUBRICANTS AND HYDRAULIC, RADIATOR OR BATTER FLUIDS; FERTILIZERS, VEHICLE/EQUIPMENT WASH WATER AND CONCRETE WASH WATER; CONCRETE, DETERGENT OR FLOATABLE WASTES, WASTES FROM ANY ENGINE/EQUIPMENT STEAM CLEANING OR CHEMICAL DEGREASING, AND SUPER CHLORINATED POTABLE WATER LINE FLUSHINGS. DURING CONSTRUCTION, DISPOSAL OF SUCH MATERIALS SHOULD OCCUR IN A SPECIFIED AND CONTROLLED TEMPORARY AREA ON-SITE, PHYSICALLY SEPARATED FROM POTENTIAL STORM WATER RUN-OFF, WITH ULTIMATE DISPOSAL IN ACCORDANCE WITH LOCAL, STATE, AND FEDERAL REQUIREMENTS.
19. THE CONTRACTOR WILL KEEP THE STREETS SWEEP CLEAN, FREE OF TRASH AND DEBRIS, SAFE FOR VEHICULAR AND PEDESTRIAN TRAFFIC WHILE WORK IS IN PROGRESS AND AT THE END OF EACH DAY. CONTRACTOR SHALL BE RESPONSIBLE FOR ANY COORDINATING WITH OTHER SUBCONTRACTORS AS A REQUIRED TO ACCOMPLISH CONSTRUCTION OPERATIONS.
20. CONTRACTOR SHALL BE RESPONSIBLE FOR ANY COORDINATING WITH OTHER SUBCONTRACTORS AS A REQUIRED TO ACCOMPLISH CONSTRUCTION OPERATIONS.
21. ALL WORK WHICH IS NOT IN THE PUBLIC RIGHT OF WAY SHALL BE DONE AT THE LEAST INCONVENIENCE TO THE PROPERTY OWNER, CONTRACTOR SHALL MINIMIZE DAMAGE TO EXISTING LANDSCAPING, ALL PRIVATE OR PUBLIC WALLS, FENCES, OR SOILS REMOVED FOR THE CONSTRUCTION OF THIS PIPE LINE SHALL BE REPLACED TO MATCH EXISTING, CONTRACTOR SHALL FILL ALL TURF AND LANDSCAPED AREAS TO ORIGINAL GRADE.
22. ALL BACKFILL, COMPACTION, PAVING, CONCRETE RECONSTRUCTION, INCIDENTAL SEWER LINE RECONSTRUCTION, AND TRAFFIC CONTROL SHALL BE INSPECTED BY THE APPROPRIATED ALW OR COUNTY OF LOS ANGELES PUBLIC WORKS INSPECTORS.
ALL FOLLOWING WORKS SHALL BE INSPECTED BY THE ALW WATER INSPECTOR:
(A) TRENCHING, BEDDING, AND SHADING
(B) PLACING OF PIPE, VALVES, FITTINGS, AND THRUST BLOCKS
(C) OTHER UNDERGROUND UTILITIES IN PLACE, VERTICAL AND HORIZONTAL CROSSING SEPARATION
(D) LEAKAGE TESTING, FLUSHING, DISINFECTION, AND BACTERIOLOGICAL TESTING
(E) VALVE BOXES RAISED TO GRADE AND LINES FLUSHED
(F) BACKFLOW PREVENTION DEVICE, METER, BLOW-OFF, AND AIR-VAC ASSEMBLIES
(F) FINAL INSPECTION
23. SCARIFY A.C. PAVING BEFORE TRENCHING. IF CUT LINE IS LESS THAN THREE FEET FROM AN EXISTING CUT LINE EXPANSION JOINT, OR EDGE, THE EXISTING PAVEMENT SHALL BE REMOVED TO CUT LINE, EXPANSION JOINT, OR EDGE OR AS DIRECTED BY THE INSPECTOR. SAW CUT P.C.C. SIDE WALK 1" DEEP PRIOR TO REMOVAL OF 3'x3' SECTION FOR TIE IN.

- 24. TRENCH BACKFILL AND STREET RESURFACING SHALL BE DONE IN ACCORDANCE WITH THE STANDARD PLANS OF THE COUNTY OF LOS ANGELES PUBLIC WORKS DEPARTMENTS RESPECTIVELY. THE CONTRACTOR SHALL REPLACE ALL STREET SIGNING, STRIPING, AND MARKERS IN KIND.
25. CONTRACTOR SHALL NOT BACKFILL TRENCH UNTIL THE INSPECTOR HAS OBTAINED AS-BUILT STATIONING ON ALL STRUCTURES. ALL BACKFILL FOR THE ENTIRE PROJECT SHALL BE 3/4" CRUSHED AGGREGATE BASE UNLESS OTHERWISE SPECIFIED OR APPROVED BY THE COUNTY OF LOS ANGELES. BACKFILL IN PARKWAY AREAS SHALL BE A SAND SLURRY MIX, CONSISTING OF ONE (1) SACK OF CEMENT PER CUBIC YARD OF SAND, UP TO 12 (TWELVE) INCHES BELOW FINISHED SURFACE.
26. ANY CONCRETE CURB, GUTTER OR SIDEWALK REQUIRING REMOVAL FOR WATER MAIN INSTALLATION OR SERVICE CONNECTION SHALL BE REPLACED IN KIND AND SHALL BE APPROVED BY THE COUNTY OF LOS ANGELES INSPECTOR. WHEN A CURB RETURN IS REMOVED FOR CONSTRUCTION, CONTRACTOR SHALL PROVIDE A CURB RAMP FOR A NEW CURB RETURN PER CITY OR COUNTY STANDARD PLAN.
27. COMPACTION TEST SHALL BE REQUIRED FOR ALL TRENCH BACKFILL IN ACCORDANCE WITH THE COUNTY OF LOS ANGELES STANDARDS. CONTACT THE CITY ENGINEER TO SET TIMES AND LOCATIONS OF TESTS. CONTRACTOR TO PAY FOR ALL TESTS.
28. THE CONTRACTOR SHALL CONTACT THE L.A. COUNTY ENGINEERING OFFICE FOR INFORMATION REGARDING TRAFFIC LOOPS. CONTRACTOR SHALL TAKE SOLE RESPONSIBILITY FOR COST INCURRED DUE TO REPLACEMENT OF ANY DAMAGED TRAFFIC LOOP.
29. REFER TO L.A. COUNTY PLAN FOR REPAIR OF OPEN TRENCH.
30. PIPE SHALL BE DUCTILE IRON CLASS 350, MINIMUM COVER TO FINISHED SURFACE SHALL BE THREE (3) FEET ON LOCAL RESIDENTIAL STREETS AND FOUR (4) FEET ON MAIN COLLECTOR AND ARTERIAL STREETS. WATER MAINS SHALL BE IMPORT SAND BEDDED AND SHADED TO 12" ABOVE TOP OF PIPE. WHEREVER A WATER LINE ENCOUNTERS AN OBSTRUCTION AND CROSSING OVER WILL RESULT IN LESS THAN 30" OF COVER OVER THE WATER LINE, IT SHALL CROSS UNDER OBSTRUCTION WITH A MINIMUM OF 12 INCHES CLEARANCE.
31. ALW REQUIRES A MINIMUM 1 FOOT VERTICAL SEPARATION FOR ALL UTILITIES CROSSING ALW WATER FACILITIES PER ALW STD W-16 & W-19. ALW WATER INSPECTOR SHALL VERIFY THE SEPARATION PRIOR TO BACKFILLING. ANY DEVIATION LESS THAN 1 FOOT REQUIRES A REQUEST TO BE MADE, THE REQUEST MUST BE IN WRITING AND MUST BE APPROVED BY ALW.
32. FOR WATER AND SEWER SEPARATION SEE LOS ANGELES COUNTY ENGINEER'S SANITARY DIVISION CHART S-C1 AS WELL AS ALW STD W-16 AND W-19. WHEREVER THE WATER LINE CROSSES OVER THE SEWER LINE AND THE SEPARATION AT CROSSING POINT IS ONE FOOT OR LESS. THE CONTRACTOR SHALL INSTALL THE WATER MAIN SO THAT THE PIPE SECTION IS CENTERED OVER THE SEWER LINE AND THERE SHALL NOT BE A JOINT WITHIN 6 FEET; 10 FEET WHEREVER THE WATERLINE CROSSES UNDER THE SEWER LINE.
33. CONTRACTOR SHALL REMOVE AND REPLACE ALL SERVICES IN CONFLICT WITH WATER MAIN REPLACEMENT OR INSTALLATION OF NEW WATER MAINS WITH NEW SERVICES OF THE SAME SIZE.
34. AS FIELD CONDITIONS WARRANT A COMBINATION AIR-VAC RELIEF VALVE ASSEMBLY SHALL BE INSTALLED AT FIRST HIGHEST POINT OF THE WATER LINE, OR AS DIRECTED BY ALW. SIMILARLY, A BLOW-OFF ASSEMBLY SHALL BE INSTALLED AT THE LOW POINTS OF THE WATER LINE, OR AS DIRECTED BY ALW.
35. ALL LINE REALIGNMENT DUE TO OTHER EXISTING UTILITIES SHALL BE APPROVED BY THE ALW INSPECTOR. ALL CHANGES TO THE PLANS MUST BE IN WRITING AND MUST BE APPROVED BY ALW.
36. ALL FIRE SERVICE TO BE CONNECTED TO MAIN WITH A GATE VALVE OF THE SAME SERVICE SIZE. NO SERVICE BRANCH OFF BETWEEN FIRE HYDRANT VALVE AND FIRE HYDRANT.
37. THE EXACT LOCATION OF FIRE HYDRANTS, AIR RELEASE VALVES, AND BLOW-OFFS SHALL BE SET IN THE FIELD BY THE ALW INSPECTOR.
38. FIRE HYDRANT VALVES SHALL BE AT LEAST TEN (10) FEET AWAY FROM THE FIRE HYDRANT. INSTALLATION OF A NEW FIRE HYDRANT SHALL INCLUDE A TEE OR ELBOW, A SIX-INCH GATE VALVE, REQUIRED PIPING, ALL FITTINGS, AND THE FIRE HYDRANT, WITH A BLUE MARKER NEXT TO THE CENTERLINE STRIPE ON THE SAME SIDE OF THE FIRE HYDRANT, AND PAINTING TEN (10) FEET OF RED CURB AS PER PUBLIC STANDARDS AND ALW STD W-11.
39. DURING CONSTRUCTION, ALL ABANDONED FIRE HYDRANTS SHALL BE REMOVED, SALVAGED, AND RESTOCKED TO ALW CONSTRUCTION YARD. THE LATERAL SHALL BE CUT AND BLIND FLANGED AT THE MAIN.
40. THE CONTRACTOR SHALL COMPLETELY ABANDON, SEVER, AND REMOVE FROM THE MAIN LINE ALL UNUSED CONNECTIONS AND CROSSINGS INCLUDING ALL ABANDONED WATER FACILITIES WITHIN THE PROJECT VICINITY PER ALW REQUIREMENTS, SPECIFICATIONS AND STANDARDS, OPERATIONS.
41. THE EXACT LOCATIONS OF THE WATERLINE ABANDONING SHALL BE DETERMINED BY THE ALW INSPECTOR. ALL VALVES ON ABANDONED LINE TO BE CLOSED AND CANS TO BE FILLED WITH CONCRETE, WORK SHALL BE DONE IN THE PRESENCE OF ALW INSPECTOR. ALL OPENINGS RESULTING FROM THE CUTTING OR PARTIAL REMOVAL OF EXISTING PIPES OR SIMILAR STRUCTURES SHALL BE SEALED WITH 8 INCHES OF BRICK AND MORTAR OR 12 INCHES OF CONCRETE AT 100 FEET INTERVALS.
42. THE OWNER IS REQUIRED TO REMOVE ANY UNUSED WATER SERVICE/WATER FACILITY WITHIN THE PROJECT VICINITY AND SHALL ABANDON AND SEVER COMPLETELY FROM THE WATER MAIN PER ALW REQUIREMENTS.
43. ALL FITTINGS SHALL BE M.J. WITH RESTRAINING GLAND (MEGALUG OR APPROVED EQUAL) & THRUST BLOCK, EXCEPT AT FLANGE FITTING CONNECTIONS. ALL TAPPING SLEEVES SHALL BE FULL CIRCLE STAINLESS STEEL. ALL DRAWINGS OF EXISTING MAIN AT TIE-INS SHALL BE THE RESPONSIBILITY OF THE CONTRACTOR. THE CONTRACTOR SHALL FURNISH ALL FITTINGS NECESSARY FOR DEVIATION OF PIPE ALIGNMENT NOT SHOWN ON THE PLANS.
44. EACH LOT SHALL HAVE A SEPARATE METERED WATER SYSTEM. ALL EXISTING WATER SERVICES SHALL BE EXAMINED BY THE WATER SUPERVISOR OR HIS REPRESENTATIVE AT THE TIME SUCH SERVICES HAVE BEEN EXPOSED AND PRIOR TO ANY REMOVALS. ALL WATER METERS SHALL BE SET 12-INCHES BEHIND THE BACK OF CURB. THE CONTRACTOR SHALL REPLACE ALL WATER BOXES AND VAULTS DAMAGED DURING CONSTRUCTION AS PER APPLICABLE STANDARD DRAWINGS.
45. SERVICES FROM 4-INCH AND ABOVE SHALL BE REPLACED UP TO EXISTING METERS, UNLESS OTHERWISE NOTED ON THE PLANS.
46. THE PHRASE "RE-CONNECT EXISTING SERVICE" SHALL BE UNDERSTOOD THAT THE EXISTING METER, METER BOX, AND SERVICE LINE SHALL BE COMPLETELY REMOVED AND A NEW SERVICE OF REQUIRED SIZE SHALL BE INSTALLED FROM THE MAIN TO THE NEW METER LOCATION AS PER APPLICABLE STANDARD DRAWINGS (INCLUDING METER BOXES AND THE BALL VALVE).
47. SHUT DOWN OF EXISTING TRANSMISSION MAINS SHALL BE LIMITED TO TWO (2) HOURS MAXIMUM, UNLESS DIRECTED OTHERWISE BY THE WATER SUPERVISOR. VALVES SHALL BE OPERATED BY ALW DIVISION PERSONNEL ONLY.
48. CONNECTIONS TO EXISTING WATER LINES SHALL BE WITH A MINIMUM 12-INCH LONG TRANSITION COUPLING (ROMAC 501 OR APPROVED EQUAL). ALL CONNECTION WORK SHALL BE DONE IN THE PRESENCE OF THE ALW INSPECTOR.
49. ALL BACTERIA AND PRESSURE TESTS SHALL BE APPROVED BY THE ALW WATER INSPECTOR PRIOR TO PLACEMENT OF PERMANENT RESURFACING. DISINFECTION SHALL BE CONDUCTED IN ACCORDANCE WITH WATER CHLORINATION PRINCIPLES AND PRACTICES A.W.W.A. NO C651 & ALW STD W-5. NO PRESSURE TEST AGAINST EXISTING VALVES IS ALLOWED. FLUSHED CHLORINATED WATER TO BE DE-CHLORINATED PER NPDES REQUIREMENTS.
50. CONTRACTOR TO FURNISH AND INSTALL ALL WATER METERS THE CONTRACTOR SHALL COMPLETELY REMOVE ABANDONED WATER SERVICES AND SEVER FROM THE MAIN LINE ALL UNUSED WATER SERVICES WITHIN THE PROJECT VICINITY PER ALW REQUIREMENTS.
51. THE FIRE DEPARTMENT CONNECTION (FDC) SHALL NOT BE INSTALLED ON THE RISER OF THE BACKFLOW PREVENTER. ALW IS REQUIRED TO INSPECT THE BACKFLOW PREVENTER.
52. ALL BACKFLOW DEVICES SHALL BE APPROVED BY THE USC FOUNDATION FOR CROSS-CONNECTION CONTROL AND HYDRAULIC RESEARCH, INSTALLED PER ALW STD W-15, AND TESTED BY AN LA COUNTY CERTIFIED BACKFLOW TESTER. THE REPORTS SHALL BE FILED WITH ALW IMMEDIATELY AFTER THE DEVICES ARE IN PLACE. A CAGE IS REQUIRED TO BE INSTALLED AROUND ALL BACKFLOW DEVICES. ALL BACKFLOW DEVICES WILL NEED TO BE FIELD VERIFIED WITH ALW INSPECTOR PRIOR TO PLACEMENT AND (5) WORKING DAYS PRIOR TO START OF WORK.
53. NO WELDING ON EXISTING STEEL MAINS OR PIPE SHALL BE ALLOWED. ALL CONNECTIONS TO EXISTING STEEL MAINS OR PIPE SHALL BE DONE USING A TRANSITION COUPLING, UNLESS OTHERWISE APPROVED BY ALW.

AGENCY INDEX:

Table with 2 columns: Agency Name and Contact Name. Includes entries for Water, Azusa Light & Water, LA County, Building Department, Verizon, James Daniels, Margarita Bass, Allen Boblitz, and Agency Name.


**ACTUAL CONTACT NAME AND NUMBER IS REQUIRED TO BE UPDATED FOR EACH PROJECT

PROJECT INFORMATION:

Table with 2 columns: Owner/Company/Address/Contact Number/Contact Email/Name of Contact and Developer/Company/Address/Contact Number/Contact Email/Name of Contact.

CONSTRUCTION NOTES:

Table with 3 columns: QTY, Description, and EA. Lists construction notes such as 'INSTALL NEW #1/2-INCH DUCTILE IRON CLASS 350 WATER MAIN PER ALW STANDARDS W-5, W-6, W-16, & W-19, WITH POLYWRAP (POLYWRAP SHALL NOT BE CUT)'.



VICINITY MAP

SCALE: 1" = XX'

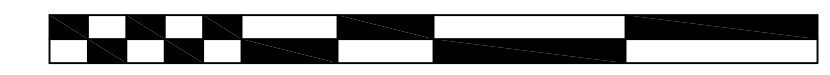



LOCATION MAP

SCALE: 1" = XX'

SCOPE OF WORK:

Table with 2 columns: QTY and Description. Lists items like 'INSTALL NEW #1/2-INCH DUCTILE IRON CLASS 350 WATER MAIN'.



SCALE: 1" = XX'

Form layout containing: UNDERGROUND SERVICE ALERT (811), PERMIT REQUIRED, SEAL, PLANS PREPARED BY, BENCHMARK, REVISIONS table, DRAWN BY, APPROVED BY, DATE, TYPE OF IMPROVEMENT (PROJECT NAME SHORT DISCRPTION LIMITS OF WORK FROM STREET TO STREET), CITY OF AZUSA logo, ATLAS NO, DATE, W-XXX, REF, SCALE, SHEET X OF XX.